

Signify Classified - Internal
Cooper Lighting Solutions Photometric Lab
1121 Highway 74 South
Peachtree City, GA 30269



Scaled data based on original data using
LM-79-08 Approved Method: Electrical and Photometric Measurements of Solid-
State Lighting Products

Test Report Prepared for
Cooper Lighting Solutions
(formerly Eaton)

Brand: LUMARK

Report Number: P980990

Luminaire Tested: **NFFLD-C55-7060-66**

Issue Date: 04/10/2025



Test Information

Test Method: LM-79-08
Report Number: P980990
Test Lab: INNOVATION CENTER(G2)
Issue Date: 04/10/2025
Manufacturer: COOPER LIGHTING SOLUTIONS (FORMERLY EATON)
Product Line: LUMARK
Catalog Number: NFFLD-C55-7060-66
Description: LUMARK NIGHT FALCON MEDIUM SIZE 150W 70CRI 5700K LED FIXTURE NEMA 6
Light Source: (2) 5700K CCT, 70 CRI LEDS
Ballast/Driver: ELECTRONIC DRIVER

Summary

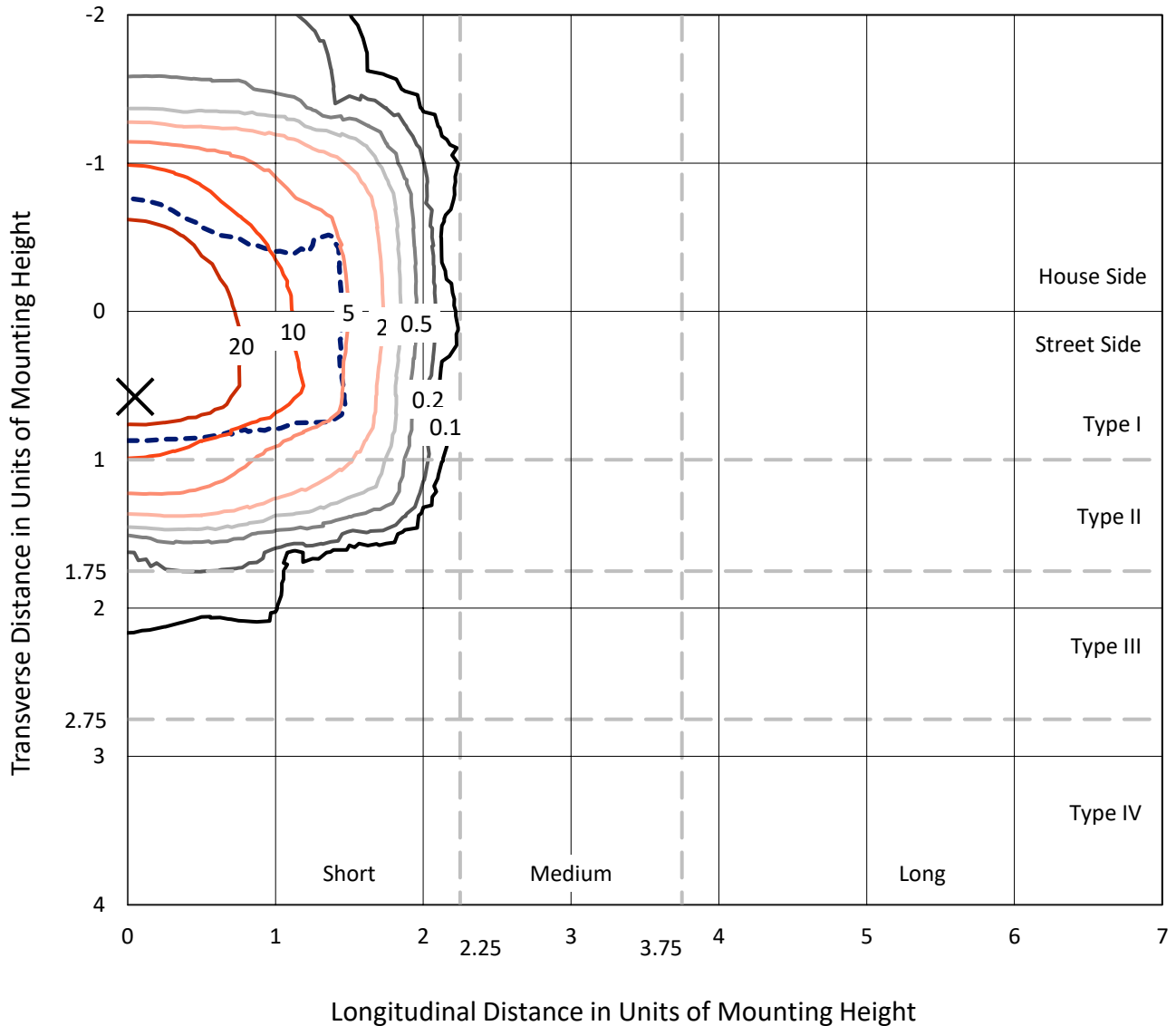
Lumens per Lamp: N/A
Luminaire Lumens: 24884.5 lumens
Efficiency: N/A
Efficacy: 165.5 lumens/watt
Luminous Opening: Rectangular (W 1' x L: 0.31' x H: 0')
IES Classification: Type I - Short
BUG Rating: B4 - U0 - G2

Input Watts (W): 150.4
Input Voltage (V): 120
Input Current (A_{in}): NR
Voltage Rise (V): NR
Power Factor: 0.99
Total Harmonic Distortion (THDi): 2.83%
Frequency (hertz): 60
Stabilization Time: NR
Operation Time: NR
Ambient Temperature (°C): NR
Test Distance: 28.75 FT

REPORT NUMBER: P980990
 CATALOG NUMBER: NFFLD-C55-7060-66

Iso-Footcandle Lines of Horizontal Illumination

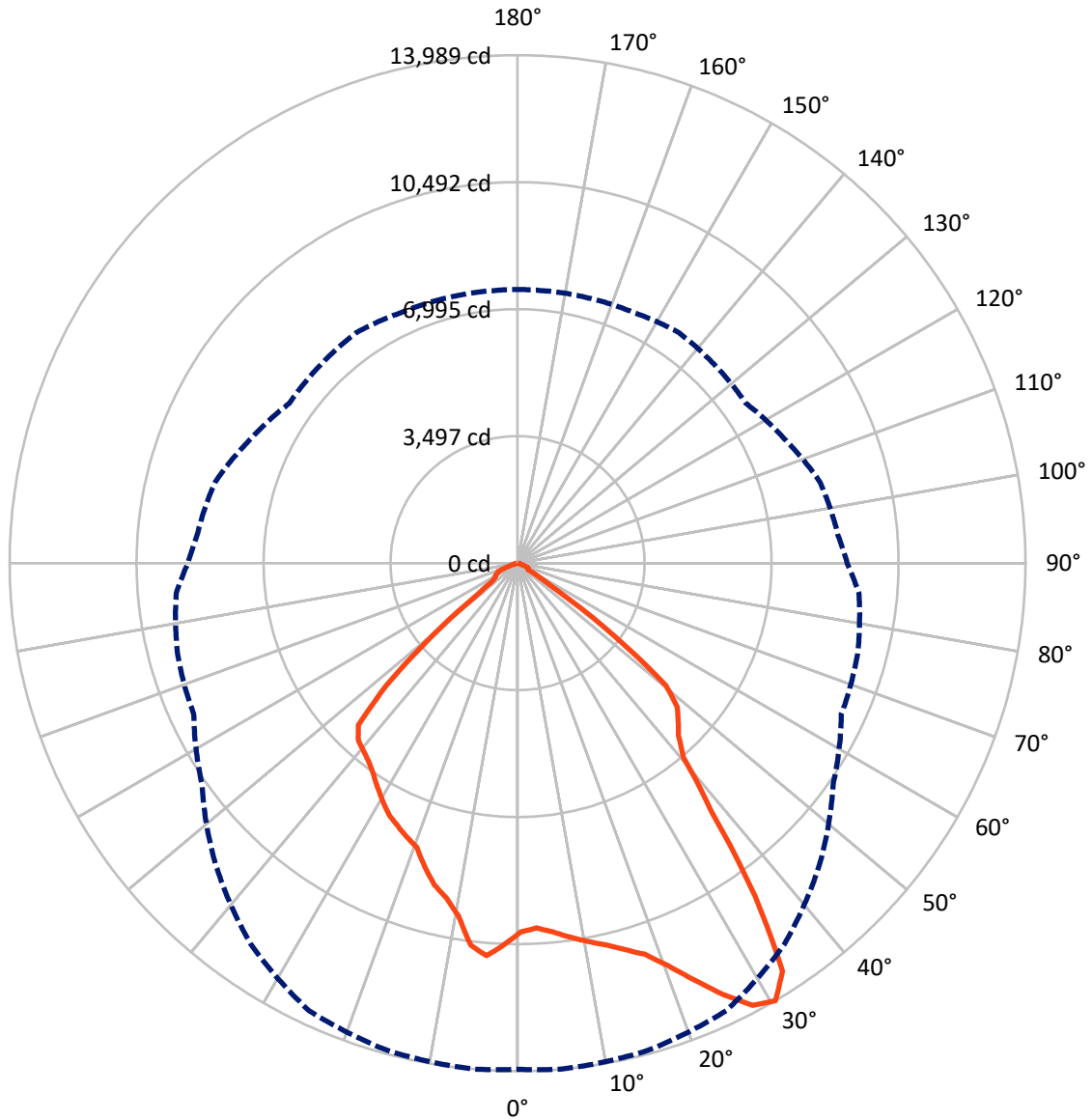
× Max cd
 - - - 1/2 Max cd



Based on 15 foot mounting height. Maximum calculated value = 46.3 fc
 Type I - Short - N/A

REPORT NUMBER: P980990
CATALOG NUMBER: NFFLD-C55-7060-66

Luminous Intensity Polar Plot



— Vertical Plane Through 5-Deg Lateral - - - Horizontal Cone Through 30-Deg Vertical

REPORT NUMBER: P980990
 CATALOG NUMBER: NFFLD-C55-7060-66

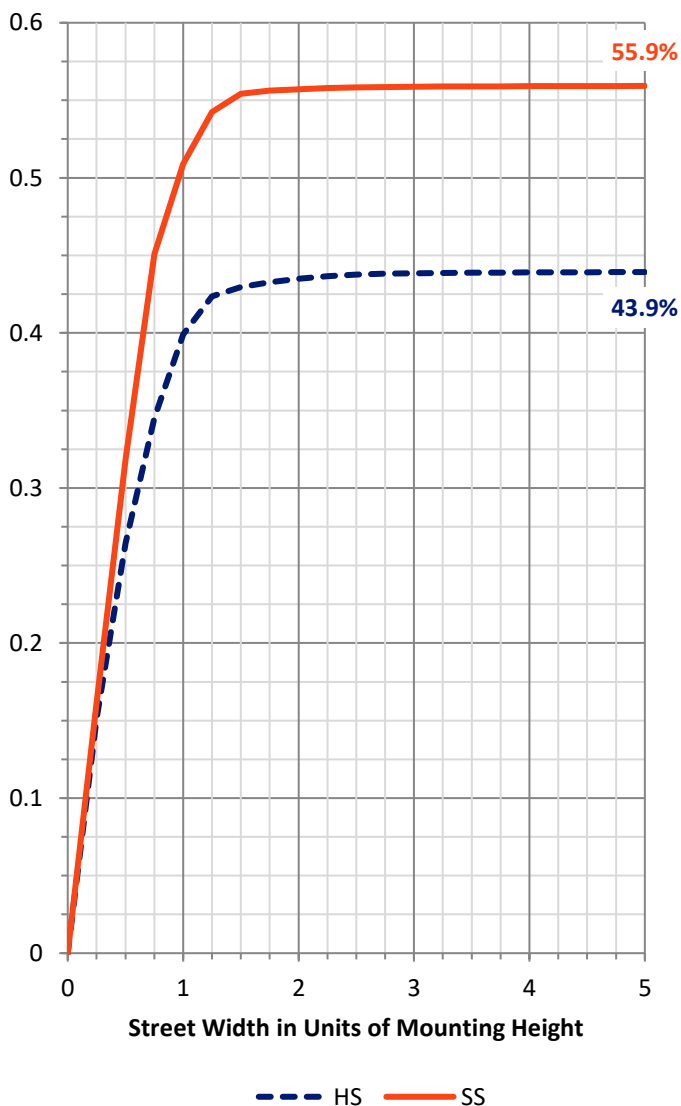
FLUX DISTRIBUTION:

		Downward	Upward	Total
House Side	Lumens	11006.2	0.0	11006.2
	% Fixture	44.2	0.0	44.2
Street Side	Lumens	13878.3	0.0	13878.3
	% Fixture	55.8	0.0	55.8
Total	Lumens	24884.5	0.0	24884.5
	% Fixture	100.0	0.0	100.0

Coefficient of Utilization

ZONAL LUMENS:

Zone	Lumens	% Fixture
0°-10°	993.6	4.0
10°-20°	2878.3	11.6
20°-30°	4586.8	18.4
30°-40°	5734.2	23.0
40°-50°	5627.2	22.6
50°-60°	4023.1	16.2
60°-70°	890.1	3.6
70°-80°	136.7	0.5
80°-90°	14.5	0.1
90°-100°	0.0	0.0
100°-110°	0.0	0.0
110°-120°	0.0	0.0
120°-130°	0.0	0.0
130°-140°	0.0	0.0
140°-150°	0.0	0.0
150°-160°	0.0	0.0
160°-170°	0.0	0.0
170°-180°	0.0	0.0
0°-90°	24884.5	100.0
0°-180°	24884.5	100.0



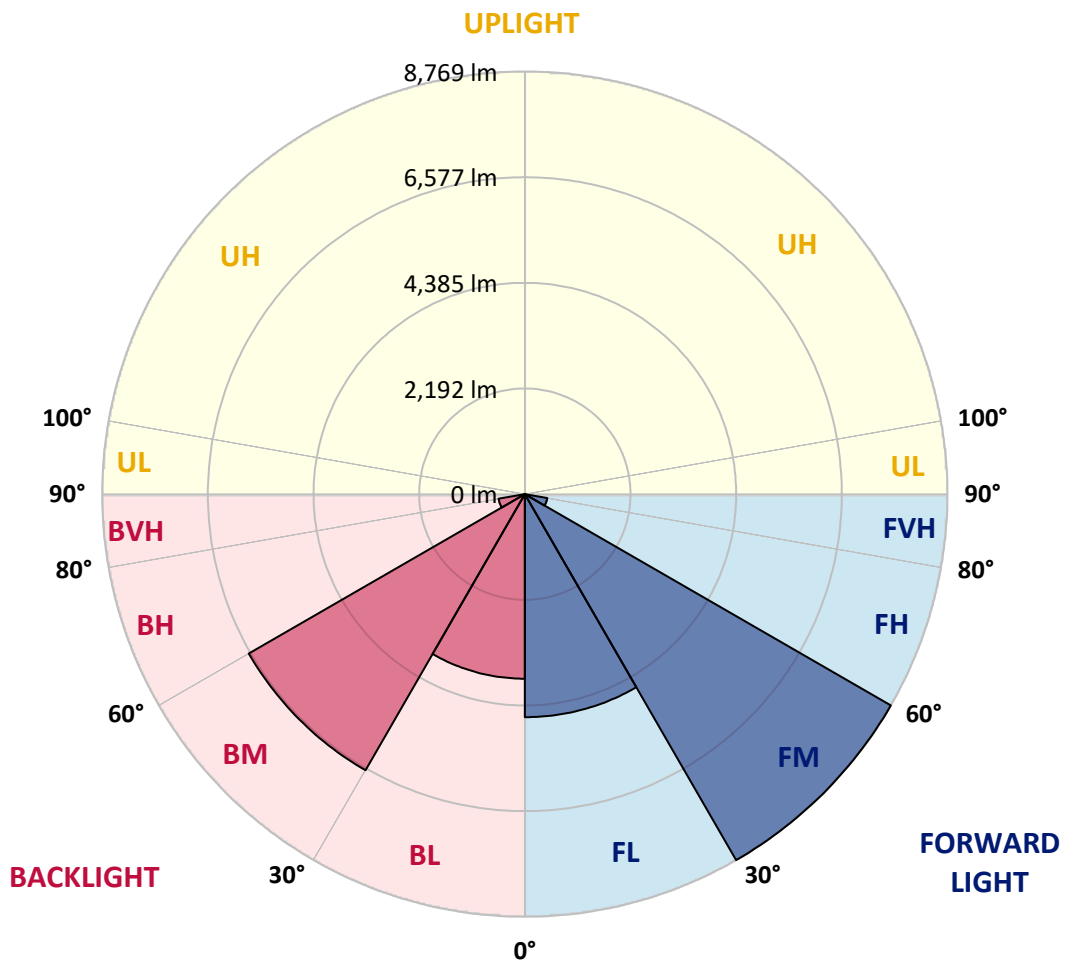
REPORT NUMBER: P980990
 CATALOG NUMBER: NFFLD-C55-7060-66

LUMINAIRE CLASSIFICATION SYSTEM LUMEN TABLE AND BUG RATING:

Zone	Lumens	% Fixture	Zone Rating/Lumen Limit		
			B	U	G
FL (0°-30°)	4628.3	18.6			
FM (30°-60°)	8769.3	35.2			
FH (60°-80°)	473.4	1.9			G0/660
FVH (80°-90°)	7.3	0.0			G0/10
BL (0°-30°)	3830.4	15.4	B4/5000		
BM (30°-60°)	6615.2	26.6	B4/8500		
BH (60°-80°)	553.4	2.2	B2/1000		G2/1000
BVH (80°-90°)	7.2	0.0			G0/10
UL (90°-100°)	0.0	0.0		U0/0	
UH (100°-180°)	0.0	0.0		U0/0	

BUG Rating: B4-U0-G2

Type I Short





REPORT NUMBER: P980990

CATALOG NUMBER: NFFLD-C55-7060-66

CANDELA DISTRIBUTION (FULL):

	0°	5°	15°	25°	35°	45°	55°	65°	75°	85°	90°
0°	10157.0	10157.0	10157.0	10157.0	10157.0	10157.0	10157.0	10157.0	10157.0	10157.0	10157.0
2.5°	10043.3	10059.5	10075.8	10100.1	10132.6	10148.9	10132.6	10116.4	10108.3	10124.5	10132.6
5°	10181.3	10205.7	10213.8	10230.0	10246.3	10230.0	10221.9	10205.7	10197.6	10205.7	10230.0
7.5°	10384.3	10400.5	10392.4	10384.3	10376.2	10319.4	10262.5	10238.2	10238.2	10262.5	10327.5
10°	10562.9	10595.4	10554.8	10522.3	10465.5	10376.2	10278.8	10221.9	10238.2	10286.9	10368.1
12.5°	10790.3	10790.3	10749.7	10717.2	10587.3	10481.7	10351.8	10262.5	10262.5	10351.8	10441.1
15°	11066.3	11042.0	11025.7	10936.4	10782.1	10611.6	10449.3	10319.4	10295.0	10433.0	10489.9
17.5°	11415.4	11326.1	11285.5	11131.3	10920.2	10701.0	10481.7	10376.2	10303.1	10449.3	10384.3
20°	11894.5	11829.5	11699.6	11456.0	11025.7	10741.6	10481.7	10343.7	10286.9	10368.1	10303.1
22.5°	12511.5	12470.9	12178.6	11870.1	11301.8	10774.0	10441.1	10254.4	10238.2	10197.6	10059.5
25°	13266.6	13161.0	12860.6	12422.2	11715.8	11090.7	10433.0	10092.0	10035.2	9929.6	9686.1
27.5°	13908.0	13794.3	13429.0	13039.3	12284.2	11561.6	10498.0	9897.2	9832.2	9759.1	9458.7
30°	13940.5	13989.2	13891.8	13599.5	12811.9	11756.4	10611.6	9840.3	9694.2	9434.4	9077.1
32.5°	13282.8	13396.5	13631.9	13737.5	13209.8	11991.9	10709.1	9864.7	9596.8	8971.6	8679.3
35°	11033.8	11261.2	12227.3	13136.7	13323.4	12332.9	10790.3	9864.7	9564.3	8638.7	8411.4
37.5°	8476.3	8663.1	9483.1	11131.3	12820.0	12544.0	10968.9	9807.9	9523.7	8663.1	8354.5
40°	6925.6	7031.1	7388.4	8508.8	11050.1	12194.9	11147.5	9872.8	9401.9	8679.3	8387.0
42.5°	6503.4	6495.3	6422.2	6836.3	8427.6	11171.9	11269.3	10035.2	9198.9	8573.8	8330.2
45°	6219.2	6203.0	6138.0	6219.2	6665.8	9142.1	11180.0	10327.5	8947.2	8200.3	8037.9
47.5°	5910.7	5918.8	5894.5	5926.9	5845.7	6941.8	10676.6	10449.3	8516.9	7575.1	7518.3
50°	5171.9	5293.6	5618.4	5650.9	5439.8	5602.2	9142.1	10392.4	8208.4	7396.5	7347.8
52.5°	3215.2	3410.0	4368.1	5180.0	5058.2	5058.2	6974.3	10473.6	7656.3	7331.5	7364.0
55°	1136.7	1282.8	2338.3	3564.3	4530.5	4619.8	5512.9	9320.7	7591.3	7445.2	7477.7
57.5°	284.2	349.1	714.5	1542.6	3052.8	4189.4	4928.3	7696.9	5764.6	5561.6	5642.8
60°	332.9	324.8	446.5	495.3	1185.4	3312.6	4441.1	5196.2	3718.5	3483.1	3523.7
62.5°	357.2	332.9	349.1	438.4	194.9	1623.8	3539.9	3093.4	1534.5	1136.7	1201.6
65°	316.6	300.4	276.0	406.0	138.0	300.4	2086.6	909.3	219.2	349.1	316.6
67.5°	211.1	219.2	227.3	324.8	129.9	129.9	276.0	227.3	154.3	316.6	276.0
70°	121.8	129.9	154.3	194.9	129.9	105.5	121.8	186.7	129.9	316.6	276.0
72.5°	73.1	73.1	73.1	81.2	129.9	89.3	81.2	154.3	113.7	292.3	276.0
75°	56.8	56.8	56.8	48.7	113.7	56.8	56.8	121.8	97.4	211.1	211.1
77.5°	48.7	48.7	48.7	40.6	65.0	48.7	48.7	89.3	89.3	105.5	121.8
80°	32.5	32.5	32.5	32.5	40.6	40.6	32.5	48.7	40.6	48.7	56.8
82.5°	16.2	24.4	24.4	16.2	24.4	24.4	24.4	32.5	24.4	32.5	32.5
85°	8.1	8.1	8.1	8.1	8.1	8.1	8.1	16.2	8.1	8.1	16.2
87.5°	0.0	0.0	0.0	0.0	0.0	0.0	0.0	0.0	0.0	0.0	0.0
90°	0.0	0.0	0.0	0.0	0.0	0.0	0.0	0.0	0.0	0.0	0.0



REPORT NUMBER: P980990
 CATALOG NUMBER: NFFLD-C55-7060-66

CANDELA DISTRIBUTION (continued):

	95°	105°	115°	125°	135°	145°	155°	165°	175°	180°
0°	10157.0	10157.0	10157.0	10157.0	10157.0	10157.0	10157.0	10157.0	10157.0	10157.0
2.5°	10148.9	10189.5	10246.3	10335.6	10368.1	10424.9	10473.6	10514.2	10514.2	10498.0
5°	10278.8	10392.4	10546.7	10684.7	10733.4	10790.3	10814.6	10855.2	10847.1	10839.0
7.5°	10392.4	10571.1	10733.4	10830.9	10814.6	10741.6	10692.8	10627.9	10603.5	10619.8
10°	10481.7	10644.1	10717.2	10652.2	10457.4	10286.9	10067.7	9921.5	9848.5	9872.8
12.5°	10514.2	10571.1	10506.1	10148.9	9905.3	9742.9	9564.3	9466.9	9426.3	9434.4
15°	10522.3	10392.4	10035.2	9767.3	9588.6	9385.7	9239.5	9150.2	9150.2	9158.3
17.5°	10351.8	10035.2	9726.7	9523.7	9272.0	9060.9	8979.7	8947.2	8744.3	8776.7
20°	10197.6	9742.9	9572.4	9255.8	8955.4	8817.3	8346.4	8297.7	8305.8	8313.9
22.5°	9872.8	9531.8	9377.5	8963.5	8622.5	8240.9	8175.9	8127.2	8135.3	8135.3
25°	9426.3	9231.4	9020.3	8590.0	8175.9	8102.8	8054.1	7989.2	7956.7	7964.8
27.5°	9174.6	8931.0	8541.3	8175.9	7908.0	7940.5	7883.6	7786.2	7786.2	7794.3
30°	8857.9	8622.5	8102.8	7672.5	7696.9	7745.6	7607.6	7558.9	7534.5	7534.5
32.5°	8468.2	8143.4	7688.8	7282.8	7429.0	7412.7	7242.2	7258.5	7274.7	7258.5
35°	8175.9	7753.7	7372.1	7152.9	7096.1	7031.1	6941.8	6998.7	7023.0	7006.8
37.5°	8102.8	7599.5	7201.6	7047.4	6828.2	6706.4	6730.7	6787.6	6820.0	6811.9
40°	8078.5	7445.2	7055.5	6893.1	6600.8	6495.3	6527.7	6641.4	6682.0	6673.9
42.5°	8046.0	7339.7	6966.2	6771.3	6365.4	6292.3	6446.6	6552.1	6560.2	6552.1
45°	7875.5	7226.0	6909.3	6519.6	6008.1	6097.4	6292.3	6349.1	6251.7	6211.1
47.5°	7477.7	7014.9	6738.8	6211.1	5715.8	5886.3	5910.7	5293.6	4936.4	4855.2
50°	7364.0	7023.0	6544.0	5845.7	5537.2	5707.7	4644.1	3548.0	3101.5	3012.2
52.5°	7331.5	6941.8	6617.1	5464.1	5472.3	4814.6	2931.0	1737.5	1396.5	1331.5
55°	7412.7	7299.1	6738.8	5236.8	5090.7	3134.0	1364.0	820.0	844.4	820.0
57.5°	5594.1	6105.6	6885.0	4879.6	3718.5	1510.2	860.6	795.7	738.8	722.6
60°	3491.2	3978.4	5042.0	4197.6	1908.0	901.2	876.9	738.8	714.5	706.4
62.5°	1152.9	1770.0	2890.4	2760.5	527.7	893.1	885.0	657.6	657.6	657.6
65°	292.3	300.4	795.7	949.9	389.7	795.7	844.4	617.1	600.8	625.2
67.5°	251.7	227.3	422.2	373.5	324.8	552.1	738.8	592.7	560.2	560.2
70°	251.7	267.9	414.1	349.1	203.0	300.4	535.9	365.4	324.8	300.4
72.5°	235.5	259.8	365.4	316.6	138.0	146.1	235.5	121.8	113.7	97.4
75°	203.0	211.1	284.2	284.2	146.1	73.1	97.4	81.2	81.2	73.1
77.5°	138.0	105.5	162.4	203.0	105.5	48.7	40.6	40.6	40.6	32.5
80°	73.1	40.6	40.6	32.5	40.6	40.6	24.4	32.5	32.5	24.4
82.5°	40.6	24.4	24.4	16.2	16.2	24.4	16.2	16.2	16.2	16.2
85°	16.2	16.2	8.1	8.1	8.1	16.2	8.1	8.1	8.1	8.1
87.5°	0.0	0.0	0.0	0.0	0.0	0.0	0.0	0.0	8.1	8.1
90°	0.0	0.0	0.0	0.0	0.0	0.0	0.0	0.0	0.0	0.0

LM-79-2019: Approved Method: Electrical and Photometric Measurements of Solid-State Lighting Products

Report Prepared for

Cooper Lighting Solutions

Lumark

Report Number: SP1-2501-319-13

Test Date: 02/05/2025

Luminaire Tested: NFFLD-C55-7040-66

Data in this report applies to families of products including NFFLD-C55-7040-66

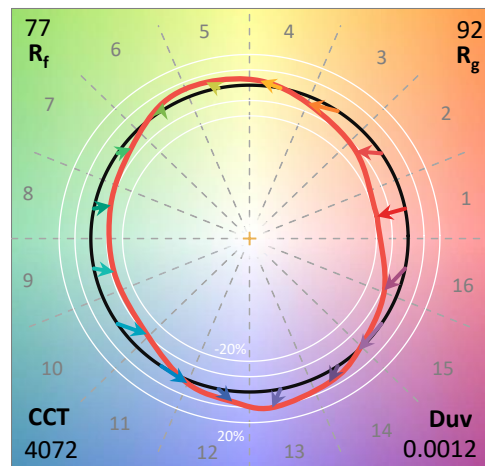
Test Information

Test Method: LM-79-2019
 Report Number: SP1-2501-319-13
 Test Lab: COOPER LIGHTING SOLUTIONS
 Photometer: SP1 - 76IN SPHERE
 Measurement Geometry: 4π
 Issue Date: 02/06/2025
 Manufacturer: COOPER LIGHTING SOLUTIONS
 Product Line: Lumark
 Catalog Number: **NFFLD-C55-7040-66**
 Description: LUMARK NIGHT FALCON 16900LM NEMA 6

Spectral Parameters

CCT (K): 4072
 CIE u': 0.2232
 CIE v': 0.5017
 Duv: 0.0012
 CIE x: 0.3781
 CIE y: 0.3777
 CIE z: 0.2442
 Peak Wavelength (nm): 582
 Dominant Wavelength (nm): 578
 Purity: 26.82001
 Rf: 76.8
 Rg: 91.7

CRI (Ra):	73.2		
R1:	68.7	R9:	-38.7
R2:	82.1	R10:	58.6
R3:	92.3	R11:	65.6
R4:	69.9	R12:	52.4
R5:	69.8	R13:	71.5
R6:	75.1	R14:	95.9
R7:	79.8	R15:	60.5
R8:	47.9		



Test Conditions

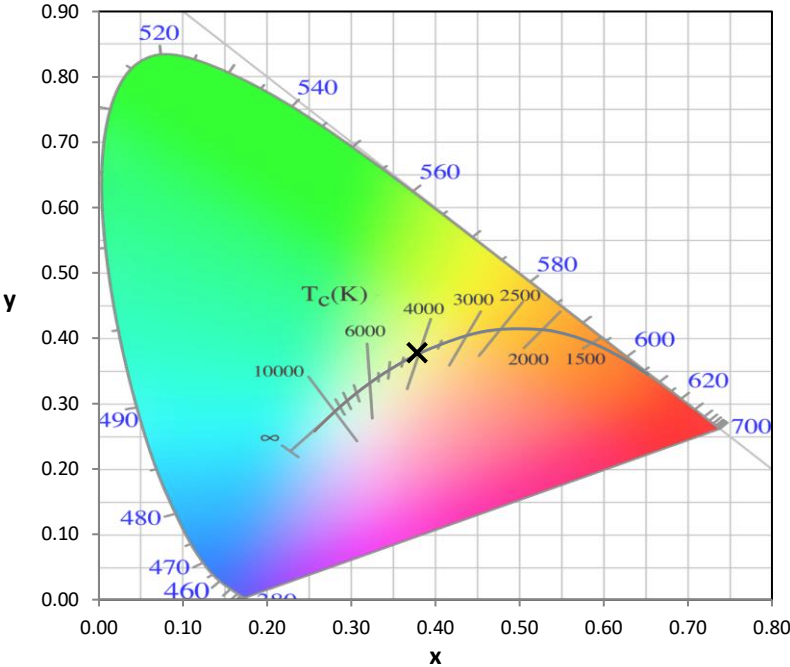
Stabilization Time: 38M
 Operation Time: 1H 38M
 Sphere Temperature (°C): 25.0

REPORT NUMBER: SP1-2501-319-13

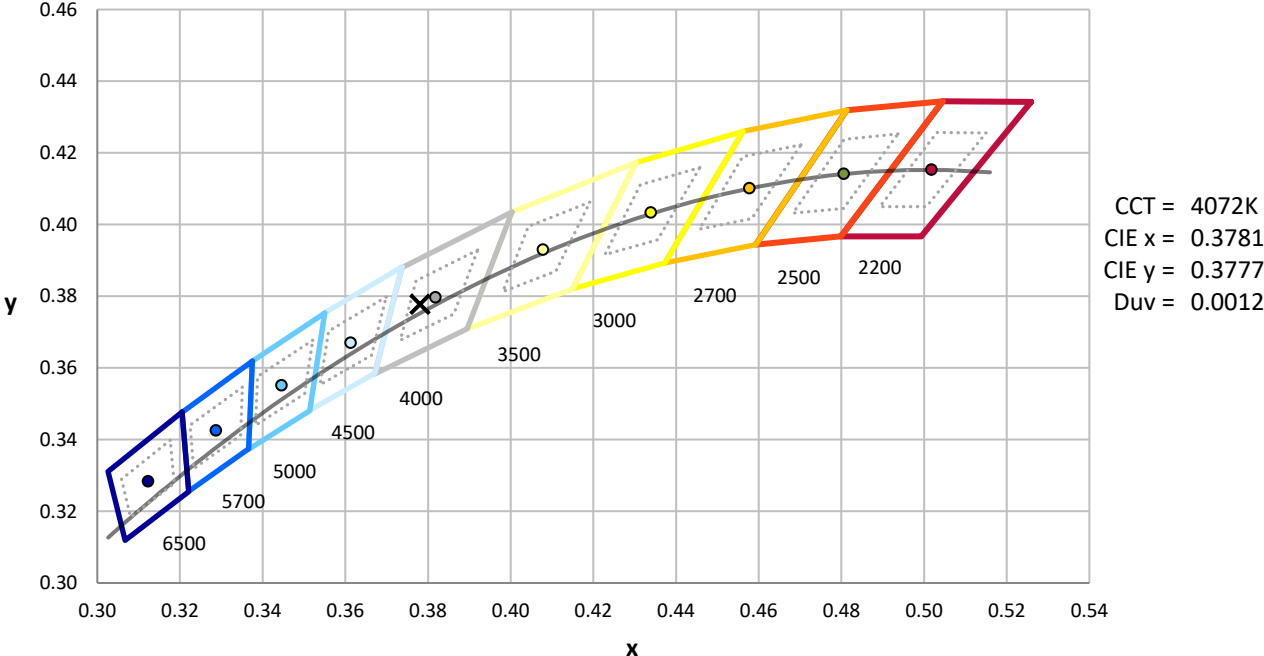
Measurement and Test Equipment			
Instrument	Identification Number	Calibration Date	Calibration Due Date
Photometer	IN0058	12/16/2024	6/16/2025
Power Meter	INXT2011004	1/21/2025	1/21/2026
AC Power Source	IN0063	10/22/2024	10/22/2025
DC Power Source	IN0208	10/22/2024	10/22/2025
Sphere Thermometer	IN0085	10/22/2024	10/22/2025
Room Thermometer	IN0046	10/22/2024	10/22/2025

REPORT NUMBER: SP1-2501-319-13

CIE 1931 Chromaticity Diagram



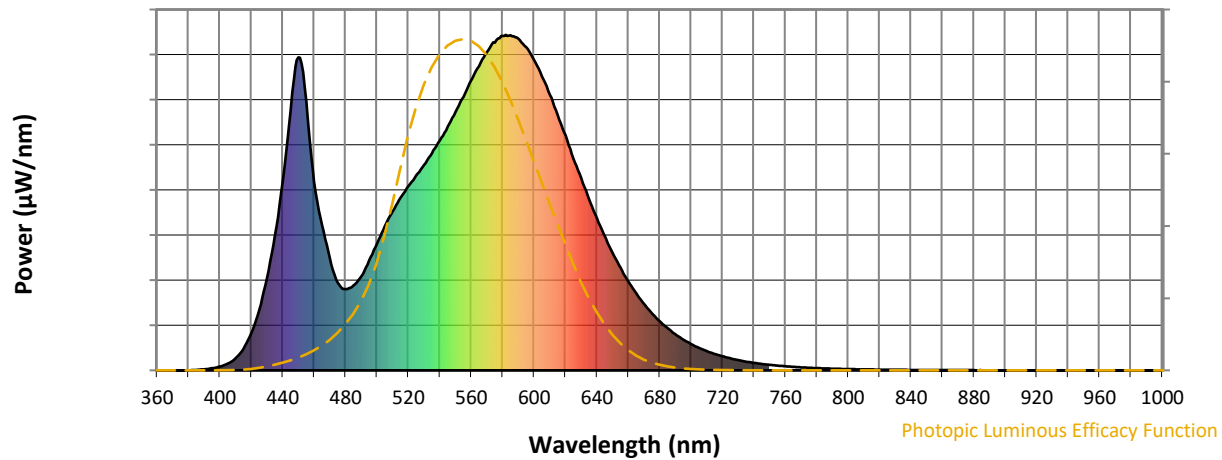
CIE 1931 Chromaticity Diagram with 2017 ANSI 7-Step and 4-Step Quadrangles



Point lies inside the ANSI 4000K 4-step quadrangle

REPORT NUMBER: SP1-2501-319-13

Photopic Flux vs. Wavelength

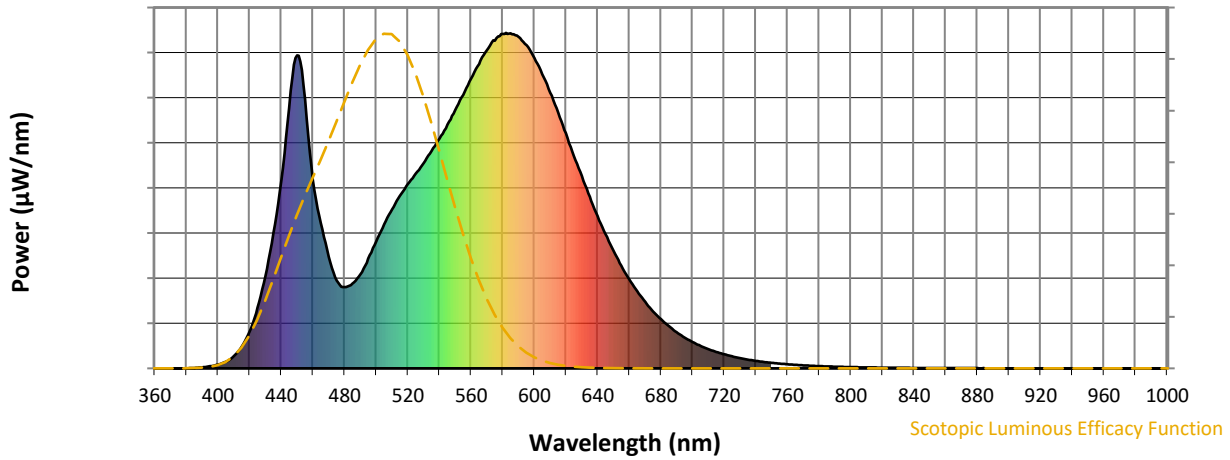


Photopic Lumens: NR

λ (nm)	Power W [^] /nm	Lumens (φ/nm)	λ (nm)	Power W [^] /nm	Lumens (φ/nm)	λ (nm)	Power W [^] /nm	Lumens (φ/nm)	λ (nm)	Power W [^] /nm	Lumens (φ/nm)	λ (nm)	Power W [^] /nm	Lumens (φ/nm)
360	0	NR	490	280	NR	620	701	NR	750	16	NR	880	1	NR
365	0	NR	495	327	NR	625	633	NR	755	14	NR	885	0	NR
370	0	NR	500	378	NR	630	573	NR	760	12	NR	890	0	NR
375	0	NR	505	429	NR	635	511	NR	765	10	NR	895	0	NR
380	0	NR	510	474	NR	640	454	NR	770	9	NR	900	0	NR
385	1	NR	515	514	NR	645	400	NR	775	8	NR	905	0	NR
390	3	NR	520	549	NR	650	350	NR	780	7	NR	910	0	NR
395	6	NR	525	581	NR	655	306	NR	785	6	NR	915	0	NR
400	11	NR	530	613	NR	660	265	NR	790	5	NR	920	0	NR
405	20	NR	535	647	NR	665	230	NR	795	4	NR	925	0	NR
410	37	NR	540	685	NR	670	198	NR	800	4	NR	930	0	NR
415	65	NR	545	727	NR	675	170	NR	805	3	NR	935	0	NR
420	111	NR	550	770	NR	680	147	NR	810	3	NR	940	0	NR
425	180	NR	555	815	NR	685	126	NR	815	3	NR	945	0	NR
430	275	NR	560	864	NR	690	107	NR	820	2	NR	950	0	NR
435	403	NR	565	907	NR	695	92	NR	825	2	NR	955	0	NR
440	562	NR	570	948	NR	700	78	NR	830	2	NR	960	0	NR
445	775	NR	575	977	NR	705	67	NR	835	2	NR	965	0	NR
450	933	NR	580	997	NR	710	57	NR	840	1	NR	970	0	NR
455	801	NR	585	999	NR	715	49	NR	845	1	NR	975	0	NR
460	562	NR	590	988	NR	720	42	NR	850	1	NR	980	0	NR
465	433	NR	595	963	NR	725	36	NR	855	1	NR	985	0	NR
470	332	NR	600	925	NR	730	31	NR	860	1	NR	990	0	NR
475	261	NR	605	877	NR	735	26	NR	865	1	NR	995	0	NR
480	243	NR	610	822	NR	740	22	NR	870	1	NR	1000	0	NR
485	253	NR	615	762	NR	745	19	NR	875	1	NR			

REPORT NUMBER: SP1-2501-319-13

Scotopic Flux vs. Wavelength



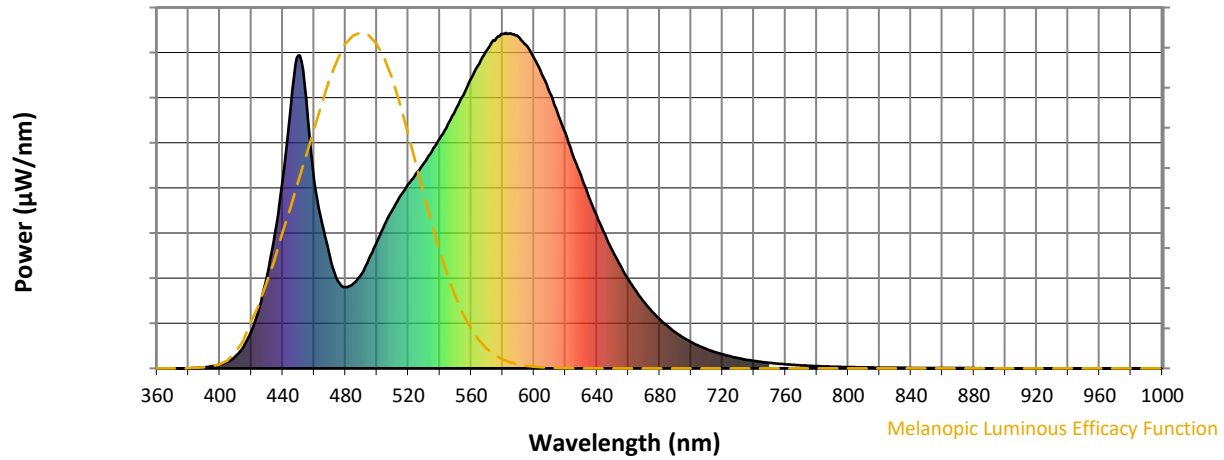
Scotopic Lumens: NR

S/P: 1.6

λ (nm)	Power W [^] /nm	Lumens (ϕ /nm)	λ (nm)	Power W [^] /nm	Lumens (ϕ /nm)	λ (nm)	Power W [^] /nm	Lumens (ϕ /nm)	λ (nm)	Power W [^] /nm	Lumens (ϕ /nm)	λ (nm)	Power W [^] /nm	Lumens (ϕ /nm)
360	0	NR	490	280	NR	620	701	NR	750	16	NR	880	1	NR
365	0	NR	495	327	NR	625	633	NR	755	14	NR	885	0	NR
370	0	NR	500	378	NR	630	573	NR	760	12	NR	890	0	NR
375	0	NR	505	429	NR	635	511	NR	765	10	NR	895	0	NR
380	0	NR	510	474	NR	640	454	NR	770	9	NR	900	0	NR
385	1	NR	515	514	NR	645	400	NR	775	8	NR	905	0	NR
390	3	NR	520	549	NR	650	350	NR	780	7	NR	910	0	NR
395	6	NR	525	581	NR	655	306	NR	785	6	NR	915	0	NR
400	11	NR	530	613	NR	660	265	NR	790	5	NR	920	0	NR
405	20	NR	535	647	NR	665	230	NR	795	4	NR	925	0	NR
410	37	NR	540	685	NR	670	198	NR	800	4	NR	930	0	NR
415	65	NR	545	727	NR	675	170	NR	805	3	NR	935	0	NR
420	111	NR	550	770	NR	680	147	NR	810	3	NR	940	0	NR
425	180	NR	555	815	NR	685	126	NR	815	3	NR	945	0	NR
430	275	NR	560	864	NR	690	107	NR	820	2	NR	950	0	NR
435	403	NR	565	907	NR	695	92	NR	825	2	NR	955	0	NR
440	562	NR	570	948	NR	700	78	NR	830	2	NR	960	0	NR
445	775	NR	575	977	NR	705	67	NR	835	2	NR	965	0	NR
450	933	NR	580	997	NR	710	57	NR	840	1	NR	970	0	NR
455	801	NR	585	999	NR	715	49	NR	845	1	NR	975	0	NR
460	562	NR	590	988	NR	720	42	NR	850	1	NR	980	0	NR
465	433	NR	595	963	NR	725	36	NR	855	1	NR	985	0	NR
470	332	NR	600	925	NR	730	31	NR	860	1	NR	990	0	NR
475	261	NR	605	877	NR	735	26	NR	865	1	NR	995	0	NR
480	243	NR	610	822	NR	740	22	NR	870	1	NR	1000	0	NR
485	253	NR	615	762	NR	745	19	NR	875	1	NR			

REPORT NUMBER: SP1-2501-319-13

Melanopic Flux vs. Wavelength



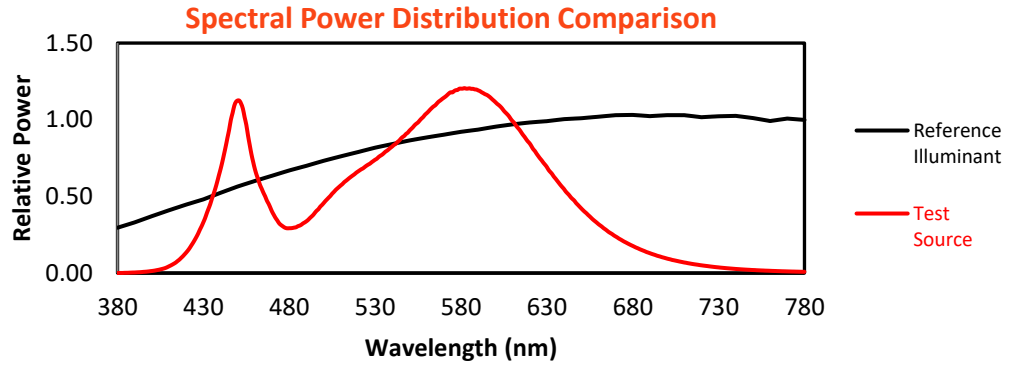
Melanopic Lumens: NR

M/P: 3.24

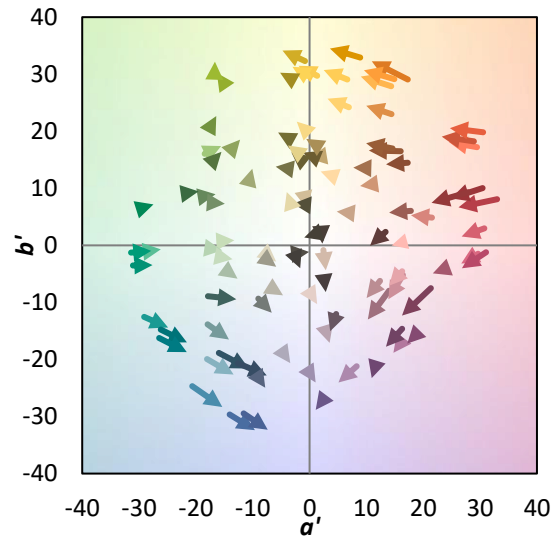
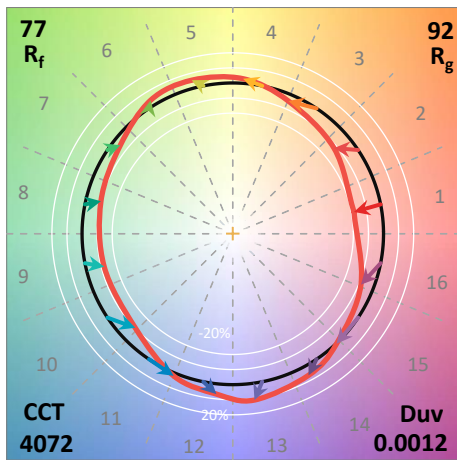
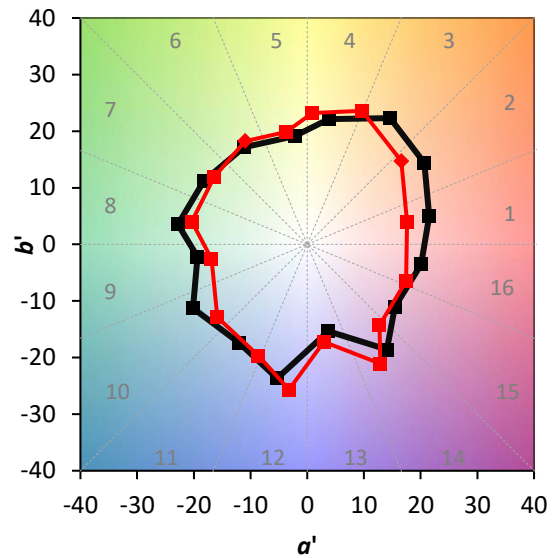
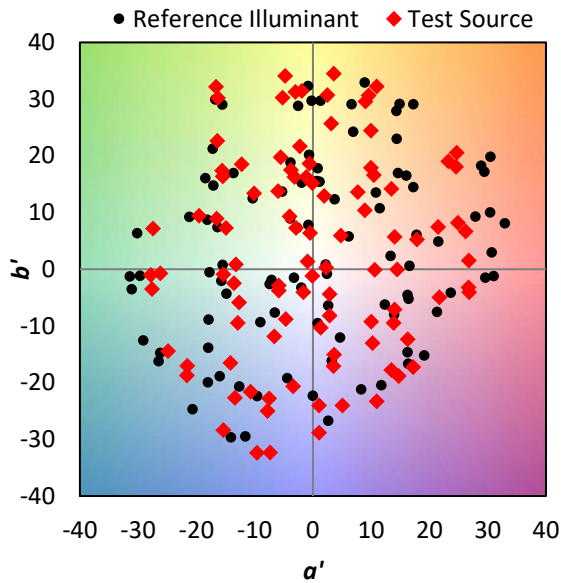
λ (nm)	Power W [^] /nm	Lumens (φ/nm)	λ (nm)	Power W [^] /nm	Lumens (φ/nm)	λ (nm)	Power W [^] /nm	Lumens (φ/nm)	λ (nm)	Power W [^] /nm	Lumens (φ/nm)	λ (nm)	Power W [^] /nm	Lumens (φ/nm)
360	0	NR	490	280	NR	620	701	NR	750	16	NR	880	1	NR
365	0	NR	495	327	NR	625	633	NR	755	14	NR	885	0	NR
370	0	NR	500	378	NR	630	573	NR	760	12	NR	890	0	NR
375	0	NR	505	429	NR	635	511	NR	765	10	NR	895	0	NR
380	0	NR	510	474	NR	640	454	NR	770	9	NR	900	0	NR
385	1	NR	515	514	NR	645	400	NR	775	8	NR	905	0	NR
390	3	NR	520	549	NR	650	350	NR	780	7	NR	910	0	NR
395	6	NR	525	581	NR	655	306	NR	785	6	NR	915	0	NR
400	11	NR	530	613	NR	660	265	NR	790	5	NR	920	0	NR
405	20	NR	535	647	NR	665	230	NR	795	4	NR	925	0	NR
410	37	NR	540	685	NR	670	198	NR	800	4	NR	930	0	NR
415	65	NR	545	727	NR	675	170	NR	805	3	NR	935	0	NR
420	111	NR	550	770	NR	680	147	NR	810	3	NR	940	0	NR
425	180	NR	555	815	NR	685	126	NR	815	3	NR	945	0	NR
430	275	NR	560	864	NR	690	107	NR	820	2	NR	950	0	NR
435	403	NR	565	907	NR	695	92	NR	825	2	NR	955	0	NR
440	562	NR	570	948	NR	700	78	NR	830	2	NR	960	0	NR
445	775	NR	575	977	NR	705	67	NR	835	2	NR	965	0	NR
450	933	NR	580	997	NR	710	57	NR	840	1	NR	970	0	NR
455	801	NR	585	999	NR	715	49	NR	845	1	NR	975	0	NR
460	562	NR	590	988	NR	720	42	NR	850	1	NR	980	0	NR
465	433	NR	595	963	NR	725	36	NR	855	1	NR	985	0	NR
470	332	NR	600	925	NR	730	31	NR	860	1	NR	990	0	NR
475	261	NR	605	877	NR	735	26	NR	865	1	NR	995	0	NR
480	243	NR	610	822	NR	740	22	NR	870	1	NR	1000	0	NR
485	253	NR	615	762	NR	745	19	NR	875	1	NR			

Summary

$R_f = 76.8$
 $R_g = 91.7$
 $CIE R_a = 73.2$
 $R_g = -38.7$

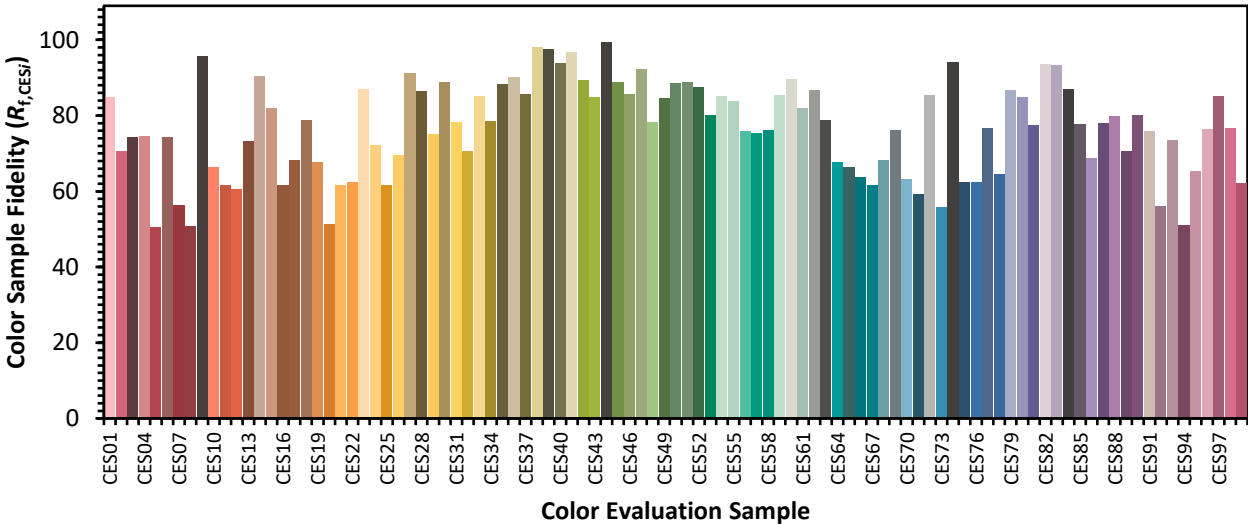


Color Vector Graphics

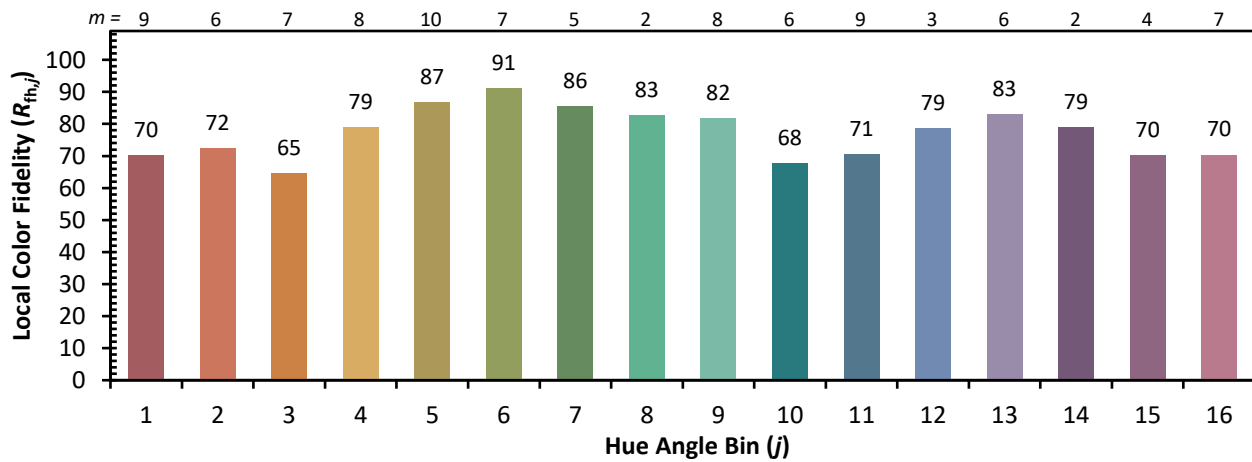
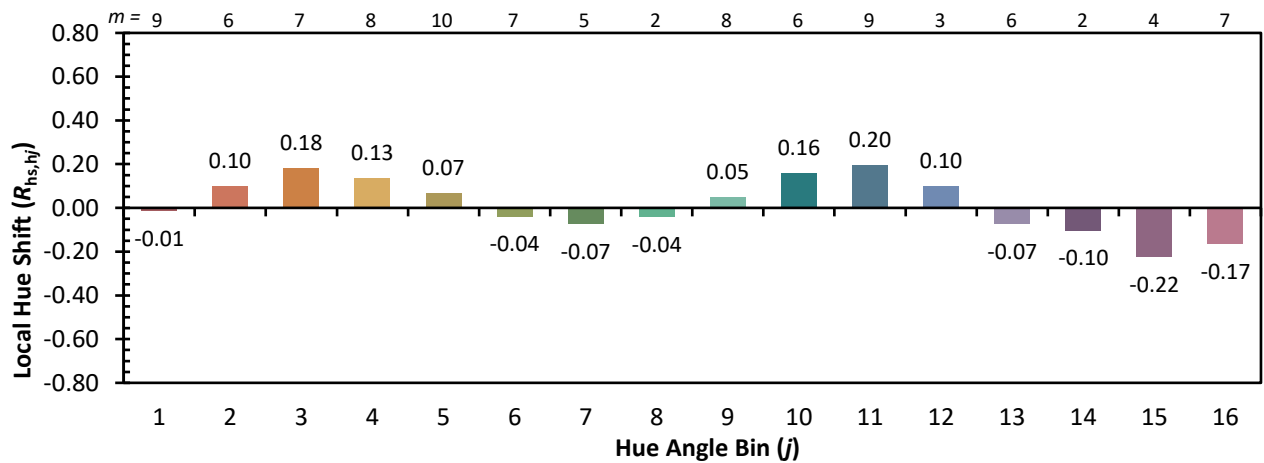
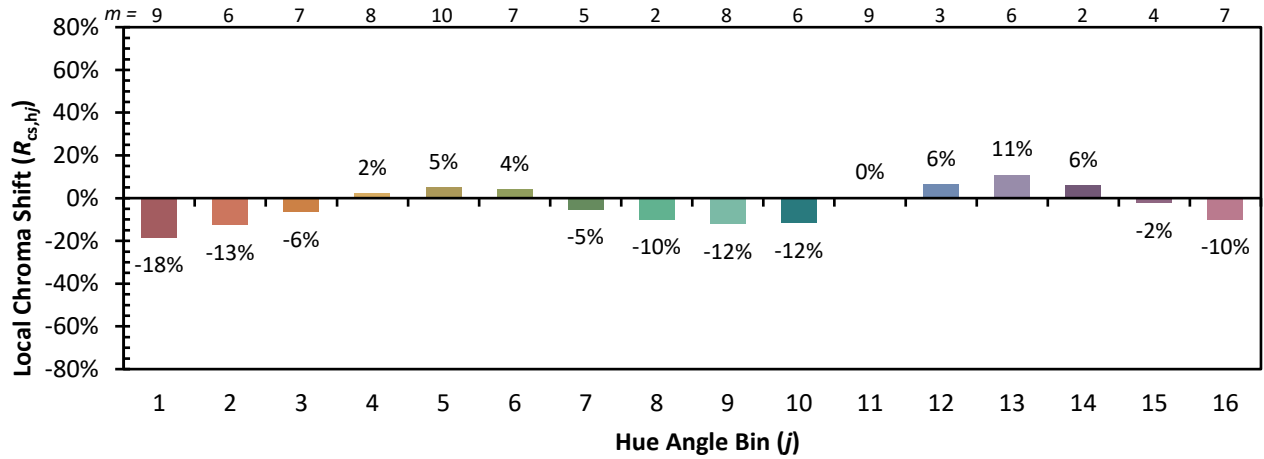


Individual Sample Fidelity Index ($R_{f,i}$)

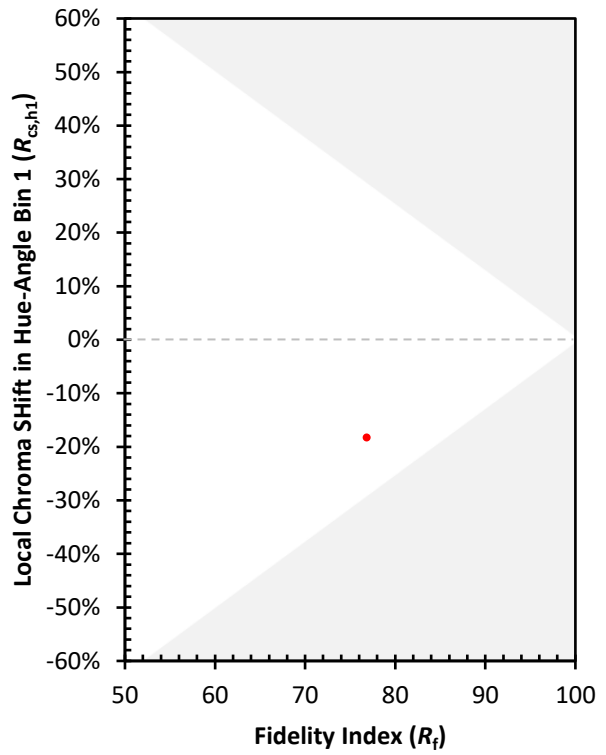
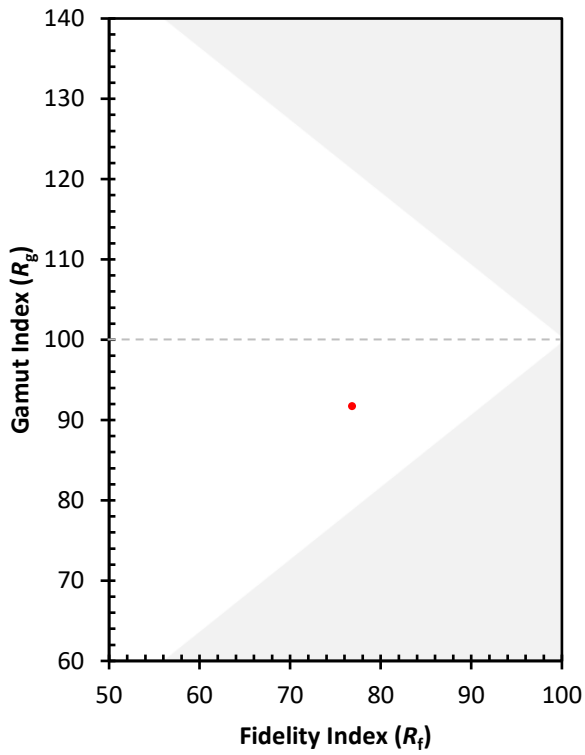
CES01 = 85	CES26 = 70	CES51 = 89	CES76 = 62
CES02 = 61	CES27 = 91	CES52 = 87	CES77 = 77
CES03 = 30	CES28 = 87	CES53 = 80	CES78 = 65
CES04 = 70	CES29 = 75	CES54 = 85	CES79 = 87
CES05 = 47	CES30 = 89	CES55 = 84	CES80 = 85
CES06 = 50	CES31 = 78	CES56 = 76	CES81 = 77
CES07 = 39	CES32 = 70	CES57 = 75	CES82 = 94
CES08 = 38	CES33 = 85	CES58 = 76	CES83 = 93
CES09 = 29	CES34 = 79	CES59 = 85	CES84 = 87
CES10 = 74	CES35 = 88	CES60 = 90	CES85 = 78
CES11 = 57	CES36 = 90	CES61 = 82	CES86 = 69
CES12 = 63	CES37 = 86	CES62 = 87	CES87 = 78
CES13 = 42	CES38 = 98	CES63 = 79	CES88 = 80
CES14 = 74	CES39 = 98	CES64 = 68	CES89 = 71
CES15 = 71	CES40 = 94	CES65 = 66	CES90 = 80
CES16 = 46	CES41 = 97	CES66 = 64	CES91 = 76
CES17 = 49	CES42 = 89	CES67 = 62	CES92 = 56
CES18 = 56	CES43 = 85	CES68 = 68	CES93 = 73
CES19 = 72	CES44 = 99	CES69 = 76	CES94 = 51
CES20 = 64	CES45 = 89	CES70 = 63	CES95 = 65
CES21 = 86	CES46 = 86	CES71 = 59	CES96 = 76
CES22 = 78	CES47 = 92	CES72 = 85	CES97 = 85
CES23 = 92	CES48 = 78	CES73 = 56	CES98 = 77
CES24 = 91	CES49 = 85	CES74 = 94	CES99 = 62
CES25 = 72	CES50 = 89	CES75 = 62	



Color Rendition by Hue-Angle Bin



Measure Comparisons



(END OF REPORT)